

Dear 2 Red Parents/Carers,

Welcome to Term 1 2021! We trust that you enjoyed the Christmas holidays.



**Things to Remember:**

**Library:** Thursdays - Please make sure your child packs their library bag and books to be returned each week.

**Sport:** Fridays - Please make sure your child is wearing sports shoes and has their water bottle and hat packed.

**Homework:**

Homework will be sent home on Fridays and is due the following Thursday, starting in Week 3. This will include:

- Spelling words on a Look, Cover, Write, Check page.
- Sight words to practise. Your child will be tested on their sight word recognition on their news day to check if they are ready to move on to the next level. Please find attached a number of suggested games you could play with your child to help them become better readers.
- Home readers can be changed on your child's news day. Students can choose three readers each week. It is encouraged that students read at home daily.
- Reading Eggs online program (optional). This can be accessed at home on an I-pad or computer with your child's login and will also be used during reading groups.

Please send in:



- A box of tissues for the classroom
- A paint shirt (or old t-shirt)

Mrs Stephanie Quigley will be teaching 2 Red on Thursdays while Mrs McKane is off class. She will be following the class teaching program.

We are looking forward to a busy and successful term,





*Mrs Gabrielle McKane*  
*Assistant Principal*

*Mrs Stephanie Quigley*  
*Classroom Teacher*

Week:	News to be presented:
2	<p><b>Free Choice</b>  <i>Learning Goal: Speak at an appropriate volume.</i></p>
3	<p><b>Free Choice</b>  <i>Learning Goal: Speak clearly so that the audience can understand you.</i></p>
4	<p><b>All About Me</b>  Put 3-5 objects in a box that you can show to the class.  Examples: photos of family members or pets, your favourite toy or game etc.  <i>Learning Goal: Use clear language to explain what each object is and why it is special to you.</i></p>
5	<p><b>Free Choice</b>  <i>Learning Goal: Speak at an appropriate volume.</i></p>
6	<p><b>Assessment-Story Time</b>  Read your favourite story to the class.  <i>Learning Goal: Please see rubric on following page.</i></p> 
7	<p><b>Free Choice</b>  <i>Learning Goal: Speak clearly so that the audience can understand you.</i></p>
8	<p><b>Backyard Safari</b>  Please see information note and activity sheet for details.  <i>Learning Goal: Use clear language to explain what animals you found and where you found them.</i></p> 
9	<p><b>Free Choice</b>  <i>Learning Goal: Speak at an appropriate volume.</i></p>
10	<p><b>Free Choice</b>  <i>Learning Goal: Speak clearly so that the audience can understand you.</i></p>

## Story Time - Week 6

Choose a book to read to the class, practise at home so that you can present your best effort.

Criteria	Well Developed	Developing	Beginning
<p>Eye Contact</p> 	Looks at audience often	Sometimes looks at audience	Does not look at audience
<p>Volume</p> 	Speaks so everyone can hear	Some of audience cannot hear	Talk cannot be heard
<p>Clarity</p> 	Student's words are easily understood	Some words are lost or not understood	Often mumbles, words are unclear and difficult to understand
<p>Preparation</p> 	Well-practiced	Some practice evident	Little practice evident