

# JPS Framework for teaching– Stage 2, Week 9 (Term 3)

You will need access to a digital device to complete some of the following activities. You will need help from a parent/carer and some paper.

Remember when you need to login to external sites (e.g typing club) you may need to use **YOUR** email – e.g. john.smith@education.nsw.gov.au







	Monday 6 <sup>th</sup> September	Tuesday 7 <sup>th</sup> September	Wednesday 8 <sup>th</sup> September	Thursday 9 <sup>th</sup> September	Friday 10 <sup>th</sup> September
<b>Morning</b>	<p><b>Reading</b> Log onto Reading Eggpress and complete assignment. Complete activity sheet on Google Classroom.</p>	<p><b>Reading</b> Log onto Reading Eggpress and complete assignment. Complete activity sheet on Google Classroom.</p>	<p><b>Reading</b> Choose a story that you have not read in a while. Maybe go onto sunshine online and choose a story if you don't have one in your house. Film yourself reading the fiction story for a friend and upload to GC for your teacher to see and watch. Don't forget to introduce the story.</p>	<p><b>Reading</b> Log onto Reading Eggpress and complete assignment. Complete activity sheet on Google Classroom.</p>	<p><b>Wellbeing Day</b> Relax! Refresh! Recharge!</p>
	<p><b>Writing</b> Complete the procedure on Google Classroom by finishing each sentence and adding the missing information.</p> <p><b>CRUNCH N' MUNCH</b></p>	<p><b>Writing</b> Write a procedure for how to make your breakfast or lunch from today. Use the template provided in Google Classroom.</p> <p><b>CRUNCH N' MUNCH</b></p>	<p><b>Writing</b> Write a procedure for how to play a game. Write your procedure in Google Classroom.</p> <p><b>CRUNCH N' MUNCH</b></p>	<p><b>Writing</b> Make corrections to the passage in Google Classroom. Edit the spelling, punctuation and break the writing into paragraphs.</p> <p><b>CRUNCH N' MUNCH</b></p>	

	<p><b>Spelling</b> Find your week 9 spelling words on <a href="#">Google Classroom</a>. Write <u>all</u> of your spelling words out once on paper using look, cover, write, check. Complete the <u>text</u> book pages on google classroom.</p>	<p><b>Library with Mrs Jones</b></p>	<p><b>Spelling</b> Find your week 9 spelling words on <a href="#">Google Classroom</a>. Write <u>all</u> of your spelling words out once on paper using look, cover, write, check. Make a find-a-word using as many of your spelling words as you can.</p>	<p><b>Zoom at 10am</b></p>
<b>Break</b>				
<b>Middle</b>	<p><b>Maths</b> *Kahoot Quiz *Money task- Book Order</p> <p><b>Fitness</b> Participate in a virtual workout or an outside physical activity such as bike riding, soccer or trampolining. <a href="#">Check out the links on Google Classroom for ideas.</a></p>	<p><b>Maths</b> *Kahoot Quiz *Problem solving *Fractions</p> <p><b>PDH</b> Explore how mindfulness improves wellbeing and mental health. Complete today's lesson on <a href="#">Google Classroom.</a></p>	<p><b>Maths</b> *Kahoot Quiz *Problem solving *Fractions</p> <p><b>CAPA with Mrs T.</b></p>	
<b>Break</b>				
<b>Afternoon</b>	<p><b>History</b> The First Fleet. Complete the lesson about the First Fleet by watching the BTN</p>	<p><b>Science</b> Heat Explore heat changes and how some can be reversible while others are irreversible.</p>	<p><b>CAPA</b> Look at the link on <a href="#">Google Classroom.</a></p>	<p><b>Technology</b> Login to typing club and spend 15 mins (max) practicing your typing skills.</p>
	<p>episodes and recording VIPs in <a href="#">Google Classroom.</a></p>	<p>Choose the origami that you like best and follow the instructions to make it. Take a photo of your finished origami and submit it to <a href="#">Google Classroom.</a></p>	<p>Exploring Google Earth lesson 2 - Logon to <a href="#">Google Classroom</a> to find today's lesson.</p>	

## Problem Solving- Week 9

Complete 2 questions each day

# Year 4 Multiplication and Division Word Problems x6 x7 x9

<p>1. There are 8 chocolates in a bag, and Josef has 6 bags to sell. How many chocolates are there in total?</p>  <input type="text"/>	<p>2. Sarah gets \$4 pocket money from her parents every day of the week if she does all of her chores. How much pocket money would she get in a week?</p>  <input type="text"/>	<p>3. The farmer plants carrots in rows of 9. He decides to plant 7 rows of carrots. How many carrots are there in total?</p>  <input type="text"/>
<p>4. Mary downloaded the same number of apps for her phone each week. She downloaded 54 apps over a period of 9 weeks. How many apps did she download each week?</p>  <input type="text"/>	<p>5. Joe plants 5 bushes in his garden. Each bush blooms 6 flowers. How many flowers are there in total?</p>  <input type="text"/>	<p>6. If I save \$21 in one week (saving an equal amount each day), how much money do I save each day?</p>  <input type="text"/>
<p>7. Francis is very good at hurdles. She can jump 9 hurdles in a 200 metre race. However, Johnathon can jump twice as many. How many hurdles can he jump?</p> <input type="text"/>	<p>8. It takes 24 minutes for Jessica to ride her bike to school. On the way, she stops at regular intervals to retie her shoelaces. She stops 4 times on her trip. How many minutes were between each stop?</p> <input type="text"/>	<p>9. My teacher decided to reward us with a pizza party at the end of the week. There are 21 people in my class, and each person is allowed 2 pieces of pizza. A pizza has 7 slices. How many pizzas does he need to buy?</p> <input type="text"/>

### Term 3 Year 3 Spelling Lists

Week 7	Week 8	Week 9	Week 10
few	bomb	wrong	dirt
blew	comb	wreck	soil
chew	dumb	wrist	spoil
screw	climb	write	chew
threw	thumb	wrap	cloud
wife	half	own	ready
knife	flew	until	instead
mouth	music	learn	speed
they're	young	forest	between
myself	expect	police	which
yourself	explore	possible	busy
self	explain	limb	rough
gain	calf	climb	sudden
brain	wolf	comb	playing
chain	blew	windy	nurse
south	shelf	month	indeed
cotton	picnic	safety	useful
button	export	ahead	cotton
ourselves	active	capital	active
yourselves	birthday	defend	birthday
predator	sewer	diving	arrival
forecast	check	luggage	recovery
wrapped	auction	convince	auction
recovery	cheque	surfboard	describe
decision	describe	excellent	luggage

### Term 3 Year 4 Spelling Lists

Week 7	Week 8	Week 9	Week 10
baker	pounce	sound	fellow
sister	amount	hound	direct
mister	counter	mound	laziness
neither	fountain	round	mister
allergic	trousers	found	through
past	within	rule	month
grown	without	dollar	station
usual	children	secret	yourself
suppose	distance	remember	discover
bow	language	limb	measure
calm	rail	bore	further
stitch	sign	poet	flavour
flown	rapidly	poem	indeed
calmly	distant	bather	silently
mower	tonight	orange	electric
passed	railway	quarrel	suppose
reward	drought	bubbler	distance
naughty	portable	explored	courage
instrument	kilometre	vegetable	imagine
ingredient	passenger	photograph	instrument
violence	observes	dawdled	hygiene
racquets	influenza	diseases	courtesy

## Reading- Monday Week 9

Read the passage.

### Popcorn Recipe

1. Put the oil into the pot. Add the popping corn.
2. Cover the pot with a lid. Place the pot on the stove. Set the stove to medium heat.
3. Don't open the lid while the corn is popping. Turn off the heat when the popping stops.
4. Let the popcorn cool and eat.

Read the passage.

### Pancake recipe

1. \_\_\_\_\_, in a bowl, whisk the eggs and add the milk. Place the flour, sugar and salt in a large bowl.
2. \_\_\_\_\_, slowly pour the milk mixture into the flour. Keep stirring until you have a smooth batter.
3. \_\_\_\_\_, heat a teaspoon of butter in the frying pan. Add 1 large spoonful of batter to the pan.
4. \_\_\_\_\_, cook over medium heat until the bubbles pop. Flip the pancake over and cook until golden brown.

What happens before you put the popping corn in the pot? \*

1 point

- heat the pot
- add salt to the pot
- add oil to the pot
- fill the pot with warm water

Order the events using the numbers 1-4. \*

4 points

	First	Second	Third	Final
Pour the popcorn into a bowl and enjoy.	<input type="radio"/>	<input type="radio"/>	<input type="radio"/>	<input type="radio"/>
Gently move the pot over the burner.	<input type="radio"/>	<input type="radio"/>	<input type="radio"/>	<input type="radio"/>
Put the oil and popping corn in the pot.	<input type="radio"/>	<input type="radio"/>	<input type="radio"/>	<input type="radio"/>
Place the pot onto a medium heat.	<input type="radio"/>	<input type="radio"/>	<input type="radio"/>	<input type="radio"/>

Find all the words with double letters in the second passage. \*

1 point

Your answer \_\_\_\_\_

What word in the second passage means not to cool and not too hot? \*

1 point

Your answer \_\_\_\_\_

## Writing- Monday Week 9 (Synonyms)

Procedure

Complete the procedure by finishing the sentences or adding extra information.

How to watch a DVD

Materials:

- Television
- 
- 

Steps

1. Turn on the T.V. and DVD player.
2. Find a \_\_\_\_\_ to watch.
3. Open the...
4. Insert the...
5. Press...
- 6.



YEAR 3:

# UNIT 26

Phonics	Basic list - high frequency			Difficult	My Words
wr	own	possible	month	diving	
wrong	until	limb	safety	luggage	
wreck	learn	climb	ahead	convince	
wrist	forest	comb	capital	surfboard	
write	police	windy	defend	excellent	
wrap					

1 Break these words into syllables.

a **until** =  +

d **defending** =  +  +

b **ahead** =  +

e **capital** =  +  +

c **forest** =  +

f **possible** =  +  +

## Wrong spelling

2 Each sentence has a word that is spelt wrongly. Write the word correctly in the box.

- a Yesterday it was very windee.
- b The polese caught the robber.
- c Adam hiked through the state forist.
- d I can't play outside untill the rain stops.

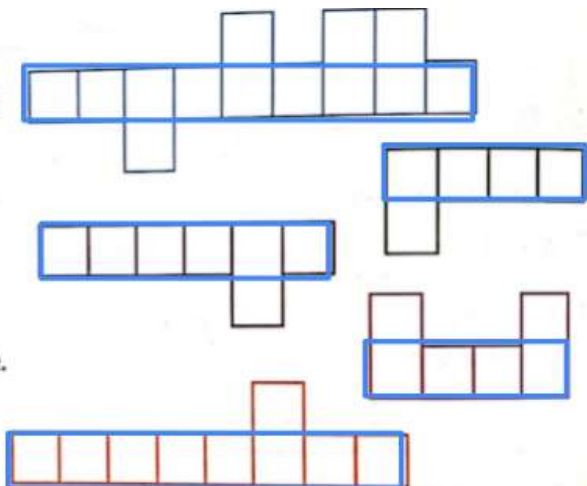



## YEAR 4:

### Words in context

2 In the word shapes, write the list words that are missing from the sentences.

- a We are growing a  garden at school.
- b Sonia wrote a  about horses.
- c My favourite colours are red and .
- d Dad broke a  when he fell off his bike.
- e Did you  to do your homework?



### Wrong spelling

3 Write the correct spelling for each wrongly spelt word.

- a The seacret word is 'spelling'.
- b I had a drink of water from the bubbla.
- c The children exploured the rock pools at the beach.
- d A famous Australian poette visited our school.
- e Did you rememba to bring the food?




# Mathematics- Monday Week 9

## Book Club

Want to learn more? See our Parents' Guide [scholastic.com.au/parents](http://scholastic.com.au/parents)

001 **NEW!** *16 Super Robots*  
Make two different robots and watch as they come to life using your power!  
\$34.95 **CLUB PRICE \$22.00**

002 **NEW!** *ANH-DO NINJA KID*  
Ninja Toys! Grandma has invented a glove that can bring toys to life!  
\$12 pp. AGES 7-10  
**CLUB PRICE \$10.00**

003 **NEW!** *The Dangerous Gift*  
Tendrils are higher than ever as the dragons prepare to fight for the survival of Argonath!  
\$16 pp. AGES 7-10  
\$44.95 **CLUB PRICE \$16.00**

004 **NEW!** *Michaela Mason's Big List of 25 Worries*  
Michaela suffers from anxiety and being her worries helps to calm her.  
\$14.00

005 **NEW!** *Divine Drama*  
Ella is starring in an ad on TV!  
\$14 pp. AGES 7-10  
**CLUB PRICE \$9.00**

006 **NEW!** *Claudia and the Howl Girl*  
Claudia starts missing stuff.  
\$16.00

007 **NEW!** *Tie Dye*  
Learn how to make bright, vibrant tie-dye projects.  
\$16 pp. AGES 7-10  
\$44.95 **CLUB PRICE \$16.00**

008 **NEW!** *Michaela Mason's Big List of 25 Worries*  
Michaela suffers from anxiety and being her worries helps to calm her.  
\$14.00

009 **NEW!** *How to Draw 101 Baby Animals*  
Learn how to draw adorable baby animals!  
\$12.00

010 **NEW!** *There's the Golden Egg!*  
Without the Golden Egg there will be no Operation Fox Socks, are you ready?  
\$12 pp. AGES 7-10  
**CLUB PRICE \$12.00**

011 **NEW!** *Blucy's Easter Fun!*  
Have fun with loads of eggcellent Easter activities for the whole family.  
\$9.99

Open with Google Docs

011 **NEW!** *Cat Kid Comic Club*  
Cat Kid and his friends try to teach Zippy frog how to write comics!  
\$13 pp. AGES 7-10  
**CLUB PRICE \$13.00**

012 **NEW!** *The Battle for the Crystal Castle*  
Carotom must stop an evil pirate from stealing the dragon egg of fire.  
\$16 pp. AGES 7-10  
**CLUB PRICE \$16.00**

013 **NEW!** *The Hacker's Key*  
Also is suspected of stealing the Hacker's Key, something which can shut down every internet connected device in the world.  
\$18 pp. AGES 7-10  
**CLUB PRICE \$18.00**

014 **NEW!** *Code Name Bananas*  
With hands falling all over London Ella must rescue Gerardo the gorilla from the zoo.  
\$18 pp. AGES 7-10  
**CLUB PRICE \$18.00**

015 **NEW!** *Bedtime is Boring*  
Zippy Bunny really doesn't want to go to bed...  
\$12 pp. AGES 3-6  
**CLUB PRICE \$12.00**

016 **NEW!** *Coco and the Butterfly*  
Coco moves to the country and moves her big city kitty, can she last?  
\$12 pp. AGES 3-6  
**CLUB PRICE \$12.00**

017 **NEW EDITION!** *Coco: Big City Kitty*  
Coco is a kitty who loves to travel.  
\$12 pp. AGES 3-6  
**CLUB PRICE \$12.00**

018 **NEW!** *Koalas Don't Run*  
A touching story about Australian animals and how people help them during bushfires.  
\$18 pp. AGES 3-6  
**CLUB PRICE \$18.00**

EWI Bestsellers

021 **NEW!** *Dragon Slayer*  
Race your swords only in this lockable journal.  
\$17 pp. AGES 7-10  
**CLUB PRICE \$17.00**

024 **NEW!** *Dragonkeeper*  
Discover the story of Queen Dawn and Phoenix before the dragons rise.  
\$12 pp. AGES 7-10  
**CLUB PRICE \$12.00**

025 **NEW!** *The Dragon Society*  
Will the dragons still be able to stay the size if they all learn to fly without magic?  
\$14 pp. AGES 7-10  
**CLUB PRICE \$14.00**

026 **NEW!** *Wings of Pink Dragon Fire*  
When two dragons are born, they must build an ancient protective wall to keep the other dragons safe.  
\$35 pp. AGES 7-10  
**CLUB PRICE \$35.00**

027 **NEW!** *The Nerd Herd*  
Three boy-nerd friends try their absolute best to become heroes.  
\$15 pp. AGES 7-10  
**CLUB PRICE \$15.00**

028 **NEW!** *How to Draw 101 Baby Animals*  
Learn how to draw adorable baby animals!  
\$12.00

029 **NEW!** *There's the Golden Egg!*  
Without the Golden Egg there will be no Operation Fox Socks, are you ready?  
\$12 pp. AGES 7-10  
**CLUB PRICE \$12.00**

030 **NEW!** *Blucy's Easter Fun!*  
Have fun with loads of eggcellent Easter activities for the whole family.  
\$9.99

EWI Bestsellers

044 **NEW!** *Full Throttle*  
Link up your thoughts in this cool car journal!  
\$18 pp. AGES 7-10  
**CLUB PRICE \$18.00**

045 **NEW!** *Roblox Character Encyclopedia*  
Everything you need to know about the characters from Roblox.  
\$18 pp. AGES 7-10  
**CLUB PRICE \$18.00**

046 **NEW!** *Roblox Where's the Nook?*  
A search and find adventure with San Diego and the Roblox characters.  
\$18 pp. AGES 7-10  
**CLUB PRICE \$18.00**

048 **NEW!** *How to Solve the Rubik's Cube*  
Learn how to solve the world's most famous puzzle!  
\$20 pp. AGES 7-10  
**CLUB PRICE \$20.00**

049 **NEW!** *The Ultimate Secrets Book & Kit*  
Keep your secrets safe with this lockable diary.  
\$16 pp. AGES 7-10  
**CLUB PRICE \$16.00**

050 **NEW!** *The Secret Update Fun Club Party*  
Lola has her own YouTube channel and a very unusual cat.  
\$10 pp. AGES 7-10  
**CLUB PRICE \$10.00**

051 **NEW EDITION!** *Logan Likes Mary Anne!*  
Things get complicated when a rule boy wants to join the book club.  
\$8 pp. AGES 7-10  
**CLUB PRICE \$8.00**

052 **NEW EDITION!** *The Ghost at Dawn's House*  
Creepy things seem to be happening whenever Dawn is at home.  
\$8 pp. AGES 7-10  
**CLUB PRICE \$8.00**



## History- Monday Week 9

Watch the BTN episodes on the *First Fleet* and *Australia Since Cook* and write 5 VIPs for each episode into the google doc. You may want to take notes on paper first. You can also take a photo of your hand written notes and attach the photo to this task.

Learning Intention: To understand the journey of the First Fleet from all perspectives. To understand the impact of colonisation on Aboriginal people and the land we now call Australia.

Success Criteria:

- I understand why the First Fleet travelled to Australia
- I understand the impact on the convicts
- I understand the impact on the Aboriginal people already living on the land
- I understand how Australia has changed over the years

Watch the BTN episodes in the links provided and write at least 5 very important points (VIPs) for each episode. If you would like to do this on paper instead of in this doc, you can take a photo and attach it to this task.

The First Fleet VIPs
1
2
3
4
5

Australia Since Cook VIPs
1
2
3
4
5

## Reading- Tuesday Week 9

Read the passage.

Dear Mum,

Today we got up really early and went to the zoo. It was huge! The giraffes had lots of room and the lions hid in the bushes. Dad pretended to be a mountain goat. We bought ice creams after lunch. Boo-boo had chocolate and I had vanilla. Dad carried us when we got really tired. See you tomorrow!

Love, T  
xx

Read the passage.

Dear Anna and Janek,

We arrived in Paris yesterday afternoon. Last night we went up to the top of the Eiffel Tower. The city was all lit up and so pretty. Today we went to three art galleries, so I have sore feet! What have you been doing?

Love, Vicky and Sean

What did they see at the Zoo? \*

Your answer \_\_\_\_\_

Look at Postcard 2. Who is in Paris? \*

Your answer \_\_\_\_\_

Why did dad carry them? \*

- they got hurt
- they were too full of ice-cream
- they got tired

What did they think of Paris? \*

- dirty and col
- sunny and clean
- pretty
- delightful

Tick the box if you can connect with these ideas from postcard 1. \*

- Today we got up really early.
- We went to the zoo.
- I saw giraffes and lions.
- Dad pretended to be a mountain goat.

What did they do in Paris? \*

- swam
- visited art gallery
- went bushwalking
- climbed the Eiffel Tower
- Other: \_\_\_\_\_

## Writing- Tuesday Week 9

### Description

Learning Intention: To write a procedure

Success Criteria:

- I can list the materials I will need to make my breakfast or lunch today
- I can write the steps in the correct order
- I can include verbs (action words)
- I can write in sentences
- I have correct punctuation
- I have correct spelling
- I can edit my work

Write a procedure for how to make your breakfast or lunch from today. Don't forget to include all the things you need to make your breakfast or lunch. List these things under the materials heading. These items can include all the food, plates, spoons etc. In the steps section, you need to list the steps people need to follow to make your breakfast or lunch from today. Make sure they are in the correct order and have enough details so people can follow them easily. Read over your work to make sure you didn't leave out any steps and to edit your writing.

How to make \_\_\_\_\_

Materials:

Steps

- 1.
- 2.
- 3.
- 4.
- 5.

## Library- Tuesday Week 9

### Stage Two - At Home Library Program

We will be using an online education resource called Story box Library online. The school has paid a subscription to this so all students can access it from their devices at home. The Library lessons will be based on stories from this website. After listening to the story, you may choose to do just one of the activities below or you can complete as many as you like or have time to do.

#### Term 3 - Week 9

##### Norton and the Bear by Gabriel Evans

<https://storyboxlibrary.com.au/login>


Please log onto Story box library as per instructions

**Username: jamo20 Password: jamo20**

In the search bar type in **norton** and press enter

Hover the cursor over the book **Norton and the**

**Bear** and click the **Play** button. Watch and listen carefully to the story.

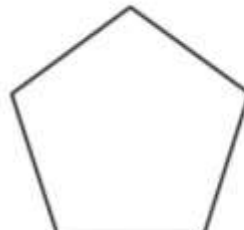

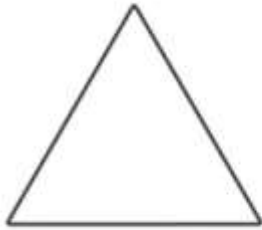


#### Things to do after you have listened to the story

- Why does Norton like to dress differently? Why does the bear like to copy Norton? Is copying okay or annoying or both?
- Write an apology note from Norton's perspective, apologising for the way he treated Bear. You will need to try and explain your feelings and try to make Bear feel better.
- *"Norton tried every single hat on"*  
Choose a hat from the hat shop to create a persuasive advertisement. You could create a digital or print ad.
- *"This is me. Not you."* Create an acrostic poem using your name that explains what makes you!
- *"I don't want you copying me"* Is it ever ok to copy someone? Record yourself on a video or write your thoughts on paper, explaining if you agree or disagree with this question.
- Use an online catalogue to design a new outfit for Norton. Calculate the total cost of all the new items of clothing. As an alternative you could design and draw an outfit for Norton yourself.
- Draw a unique looking outfit for yourself. It needs to be something that represents your own personal style.
- Click on this link scroll down the page and watch a video of Gabriel Evans talking about the making of this book.  
<https://gabrielevansartist.com/books/norton-and-the-bear/>

## Mathematics- Tuesday Week 9

Insert a line through these shapes to show halves:



### Halves

Write the answers to the following questions in the red boxes:

What number is half of 2?

What number is half of 8?

What number is half of 4?


What number is half of 10?

What number is half of 6?


What number is half of 20?

Write True or False in the red boxes for the following:

Is half of the collection circled?



Is half of the collection circled?




Write True or False in the red boxes for the following:

Is a quarter of the collection circled?



Is a quarter of the collection circled?





## Science- Tuesday Week 9

# Heat

Heat is a form of energy. It can be found in natural and artificial forms. The greatest natural source of heat on Earth is the Sun. Without it, no animal or plant life would be able to survive. Artificial forms of heat, also known as man-made forms of heat, include items such as microwave ovens and kettles.



Temperature is a measure of how hot or cold something is. Temperature can be measured in degrees Celsius or degrees Fahrenheit. Thermometers are used to measure temperature. At 100°C water will boil and it will begin to change from a liquid to a gas. At 0°C water will begin to freeze and will start to change from a liquid to a solid.

Heat can change the form that some materials take, for example, when we heat chocolate it melts and changes to a liquid. When we take the heat away from the chocolate, its temperature will decrease, and it will become a solid once again. This is sometimes called a reversible change.

Sometimes heat changes the form of a material irreversibly. For example, heating an egg on a frying pan will cause the egg to change completely. This change cannot be reversed by cooling the egg. This change, created by the heat, is a permanent change.



### Reversible or Irreversible Changes?

Look at the following changes as a result of heat. Write whether you think the change is reversible or irreversible. Write your answers in the red boxes below:



# Answer the following questions about heat

1. At what temperature does water begin to boil?

2. At what temperature does water begin to freeze?

3. What tool can you use to measure the temperature of something?

4. What is the greatest natural source of heat on Earth?

5. Name 2 things that you can apply heat to and see changes in its state (liquid, gas, solid)?

eg. heating a raw egg (liquid) on a frypan, it changes to a fried egg (solid).

## Reading- Wednesday Week 9

Today you are going to chose a story and film yourself reading a part of it to your teacher/ class. At the start make sure you tell us the name of the text, Author and publisher. Your reading should go for at least 1 minute.

When you have finished filming post it onto your reading activity for today.

**Learning Intention** - I am learning to read aloud to entertain and inform an audience.

**Success Criteria** - I can read with correct phrasing and fluency.

- I can select an information text
- I can read aloud for 1 minute.

## Writing- Wednesday Week 9

### Learning Intention: To write a procedure

#### Success Criteria:

- I can list the materials I will need to play my game
- I can write the steps in the correct order
- I can include verbs (action words)
- I can write in sentences
- I have correct punctuation
- I have correct spelling
- I can edit my work

**Write a procedure for how to play a game.** Don't forget to include all the things you need to play the game. List these things under the materials heading. In the steps section, you need to list the steps people need to follow to play the game. Make sure they are in the correct order and have enough details so people can follow them easily. Read over your work to make sure you didn't leave out any steps and to edit your writing.

How to play \_\_\_\_\_

Materials:

Steps

- 1.
- 2.
- 3.
- 4.
- 5.



## Mathematics- Wednesday Week 9

### Identifying Fractions:

The damper has been divided. What fractions can you see? Write the numerals in the boxes and the written words on the lines below.

---

---

---

---


Insert a line through these shapes to make 8 equal pieces of each food (eighths):



Cut the lamington into eighths so that there are eight equal pieces.



Cut the two sandwiches in quarters so that there are eight equal pieces.



Cut the four oranges so that they make eight equal pieces.

Insert lines to show the following collections divided into....

**Quarters**



**Quarters**




Insert lines to show the following collections divided into....

**Eighths**

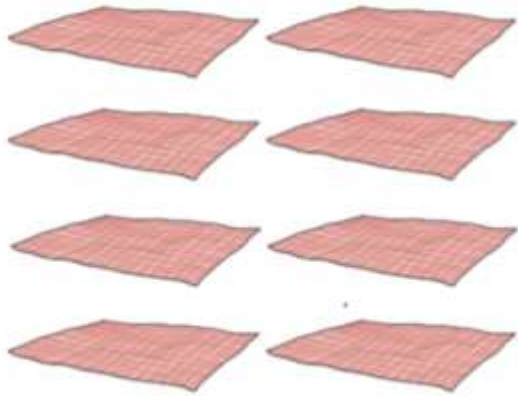


**Eighths**



Insert lines to show the following collections divided into....

**Halves**



**Halves**





## Art- Wednesday Week 9

Choose the origami that you like best and follow the instructions to make it.

## Reading- Thursday Week 9

Read the table.

Tool	Function	Powered by humans	Powered by electricity	Powered by battery
hammer	used to hammer nails, break rocks and remove nails	✓	✗	✗
pen	used to write	✓	✗	✗
blender	used to mix food and liquids	✗	✓	✗
calculator	used to do math	✗	✗	✓

Look at table 1. Which tools are powered by humans? \*

Your answer \_\_\_\_\_

Which tools are not powered by electricity? \*

Your answer \_\_\_\_\_

Image 2

Read the passage.

### 1970s

*Many new tools and gadgets became popular in the 1970s.*

Prior to the 1970s, most schools used books, blackboards, and paper as educational tools.

By the 1970s, many schools had film projectors, record players and tape recorders to help children learn.

By the late 1970s, people began to buy personal computers for their homes.

Which tool is powered by battery? \*

- hammer
- pen
- calculator
- blender

Which tool is powered by electricity? \*

Your answer \_\_\_\_\_

Put a [✓] next to information that is true. \*

- Hammers and calculators are both powered by electricity.
- You must have a battery to use a pen.
- Batteries power calculators
- Pens and hammers are powered by humans.
- A hammer and a pen have the same function
- Blenders are powered by electricity.

Look at image 2. Complete the table. \*

Used before 1970      Used in the 1970's      Used today

books	<input type="checkbox"/>	<input type="checkbox"/>	<input type="checkbox"/>
blackboards	<input type="checkbox"/>	<input type="checkbox"/>	<input type="checkbox"/>
paper and pencils	<input type="checkbox"/>	<input type="checkbox"/>	<input type="checkbox"/>
film projectors	<input type="checkbox"/>	<input type="checkbox"/>	<input type="checkbox"/>
tape players	<input type="checkbox"/>	<input type="checkbox"/>	<input type="checkbox"/>

## Writing- Thursday Week 9

### Editing

Learning Intention: To edit a text passage.

Success Criteria:

- I can correct punctuation errors
- I can identify where paragraphs begin and end
- I can correct spelling errors

Look at the writing below and break it into 3 separate paragraphs. Leave a line between the paragraphs. Make sure you add all punctuation and correct all spelling mistakes too.

i didnt brake the vase it couldnt  
possobly have been me i wasnt home  
f rom school yet it must have bean our  
cat ruby ive lookt everywhere and i still cant  
find my pet mous he isnt in his cage  
maybe hes gone unda the house  
again ill have to get dad to get him  
when he comes home f rom work  
were having a partie for my birthday  
today my partys today but my  
birthday was yesterday ive invited all  
my f riends from skool to come were  
going to watch a moovie and make  
our own popcorn

Now that you have finished you can scroll down and check your work.

Now that you have finished you can scroll down and check your work.

I didn't break the vase. It couldn't possibly have been me. I wasn't home from school yet. It must have been our cat Ruby.

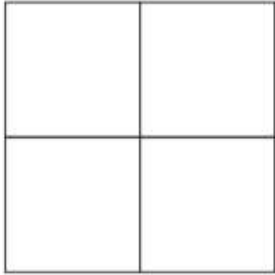
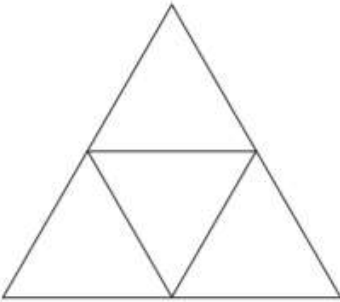


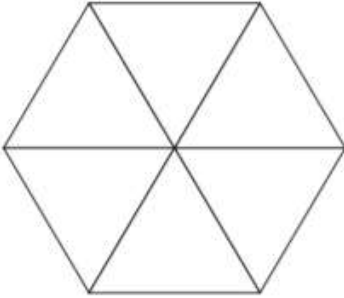

I've looked everywhere and I still can't find my pet mouse. He isn't in his cage. Maybe he's gone under the house again. I'll have to get Dad to get him when he comes home from work.

We're having a party for my birthday today. My party's today but my birthday was yesterday. I've invited all my friends from school to come. We're going to watch a movie and make our own popcorn.




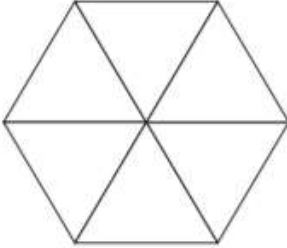
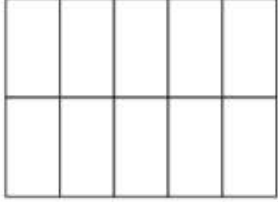

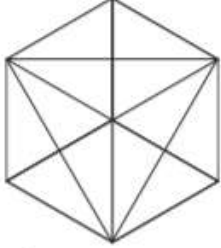
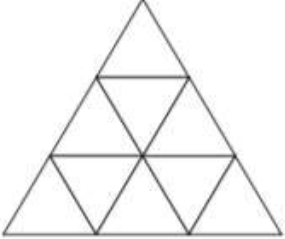
# Mathematics- Thursday Week 9

Colour the windows to match the fractions listed.

 <p><math>\frac{1}{2}</math>: red <math>\frac{1}{4}</math>: blue <math>\frac{1}{4}</math>: yellow</p>	 <p><math>\frac{3}{4}</math>: blue <math>\frac{1}{4}</math>: yellow</p>	 <p><math>\frac{2}{3}</math>: green <math>\frac{1}{3}</math>: red</p>
 <p><math>\frac{1}{5}</math>: red <math>\frac{2}{5}</math>: green <math>\frac{2}{5}</math>: blue</p>	 <p><math>\frac{1}{6}</math>: green <math>\frac{2}{6}</math>: yellow <math>\frac{3}{6}</math>: blue</p>	 <p><math>\frac{1}{10}</math>: blue <math>\frac{2}{10}</math>: yellow <math>\frac{3}{10}</math>: red <math>\frac{4}{10}</math>: green</p>

# Stained Glass Fractions

Colour the windows to match the fractions listed.

 <p> <math>\frac{2}{5}</math>: green  <math>\frac{3}{5}</math>: blue         </p>	 <p> <math>\frac{1}{6}</math>: green  <math>\frac{3}{6}</math>: yellow  <math>\frac{2}{6}</math>: blue         </p>	 <p> <math>\frac{4}{10}</math>: blue  <math>\frac{2}{10}</math>: yellow  <math>\frac{1}{10}</math>: red  <math>\frac{3}{10}</math>: green         </p>
 <p> <math>\frac{3}{8}</math>: blue  <math>\frac{2}{8}</math>: red  <math>\frac{1}{8}</math>: yellow  <math>\frac{2}{8}</math>: green         </p>	 <p> <math>\frac{1}{12}</math>: yellow  <math>\frac{5}{12}</math>: red  <math>\frac{6}{12}</math>: green         </p>	 <p> <math>\frac{1}{9}</math>: yellow  <math>\frac{5}{9}</math>: green  <math>\frac{3}{9}</math>: red         </p>

## CAPA- Thursday Week 9

Step 1: Watch 'Darci Lynne Italian Opera "O Mio Babbino Caro" AMAZING | America's Got Talent Champions Finals AGT :'

<https://www.youtube.com/watch?v=nYH0ymEZVDE>

Step 2: Watch 'How to be a ventriloquist Lesson 6'

Step 3. Practise saying the sentence until you feel confident. 'The veteran volunteered to visit the volcano.' Try thinking the sound 'the' when trying to say the sound 'v'.

Step 4: VIDEO YOURSELF SAYING THE SENTENCE.

LOTS OF PEOPLE ARE TURNING THE ASSIGNMENT IN WITHOUT UPLOADING THE VIDEO THEMSELVES FIRST.

Step 5: UPLOAD YOUR VIDEO TO THE ASSIGNMENT, NOT THE MAIN STREAM.

IF YOU ARE HAVING TROUBLE UPLOADING VIDEOS LET ME KNOW AND I WILL TRY AND HELP YOU!

If you have trouble with the links, just copy and paste the website addresses into your search bar.

Also, if you have a sibling in Stage 2 or 3, you could even work together to save some time:)

I can't wait to say how many talented Ventriloquists we have at JPS!