

JPS Framework for teaching– Stage 2, Week 8 (Term 3)

You **will** need access to a digital device to complete **some** of the following activities. You will need help from a parent/carer and some paper.

Remember when you need to login to external sites (e.g. typing club) you may need to use **YOUR** email

✉ – e.g. jo@education.nsw.gov.au

	Monday 30 th August	Tuesday 31 st August	Wednesday 1 st September	Thursday 2 nd September	Friday 3 rd September
Morning	<p>Reading Complete comprehension activity.</p> <p>Writing Write synonyms for the words.</p> <p>CRUNCH N' MUNCH</p>	<p>Reading Complete comprehension activity.</p> <p>Writing Make the boring description more interesting by adding adjectives and using interesting synonyms.</p> <p>CRUNCH N' MUNCH</p>	<p>Reading Complete comprehension activity.</p> <p>Writing Write a description of the picture.</p> <p>CRUNCH N' MUNCH</p>	<p>Reading Choose your favourite book and create an advertisement for it. Film yourself convincing your teacher to buy the book.</p> <p>Zoom 10am Join your class zoom with the details found on Google Classroom.</p> <p>CRUNCH N' MUNCH</p>	<p>Reading Read a book and complete the judging scorecard.</p> <p>Writing Make corrections to the passage. Edit the spelling, punctuation and break the writing into paragraphs</p> <p>CRUNCH N' MUNCH</p>

	<p>Spelling Write <u>all</u> of your spelling words out once using look, cover, write, check. Complete the pages from the textbook on google classroom.</p>	<p>Library with Mrs Jones</p>	<p>Spelling Write your spelling words out once in your neatest handwriting using look, cover, write, check. Find words that rhyme with at least 5 of your spelling words.</p>	<p>CAPA with Mrs T.</p>
Break				
Middle	<p>Maths *Kahoot Quiz *Student choice: open-ended tasks (2 tasks per day)</p>	<p>Maths *Kahoot Quiz *Student choice: open-ended tasks (2 tasks per day)</p>	<p>Maths *Kahoot Quiz *Problem solving *Mass</p>	<p>Maths *Kahoot Quiz *Problem solving *Mass</p>
Break Afternoon	<p>History Learn about prison hulks and why they were used to keep prisoners. Read the ebook and answer the questions.</p>	<p>PDH Friendship</p>	<p>Fitness/Wellbeing Participate in a virtual workout or an outside physical activity such as circuit training, running or handball. Check out the links on Google Classroom for ideas.</p>	<p>Fitness/Wellbeing Participate in a virtual workout or an outside physical activity such as circuit training, running or handball. Check out the links on Google Classroom for ideas</p>

Problem Solving- Week 8

Complete 3 questions each day

<p>424 visitors need to ride the lift to the top of Telstra tower. Each elevator can fit 9 people. How many trips will it take to get everyone to the top?</p> <hr/>	<p>Maddie is making cupcakes. She has 157 sugar flowers to decorate the tops of her cakes. She wants to put 8 flowers on each one. How many cupcakes can she decorate?</p> <hr/>	<p>A school has budgeted \$598 to purchase new white paper reams. If each ream costs \$6, how many can the school afford to purchase?</p> <hr/>
<p>There is a crowd of 381 people all wanting to eat at a new cafe. If each table holds 6 people, how many tables will the restaurant need to seat the crowd?</p> <hr/>	<p>Jake has saved \$782 to spend on figurines. If each figurine costs \$7, how many can he afford to buy?</p> <hr/>	<p>An ice cream shop has 803 litres of ice cream in stock. How many 5 litre tubs of ice cream can the shop produce?</p> <hr/>
<p>Rosie's egg farm has produced 722 eggs. How many half dozen cartons can she fill?</p> <hr/>	<p>Harry and his friends want to buy popcorn at the movies. They have \$176 and each popcorn tub costs \$7. How many tubs can they afford?</p> <hr/>	<p>A party organiser needs 932 glasses of fresh orange juice. If each bottle of orange juice fills 8 glasses, how many bottles will the organiser need to buy?</p> <hr/>
<p>76 children and 354 adults want to ride the roller coaster. Each roller coaster holds 33 passengers. How many times will the roller coaster need to run so everyone gets one turn?</p> <hr/>	<p>Jessie is making rolls. She has 1,298 grams of flour. She drops 426 grams on the floor. Each roll needs 53 grams of flour. How many can she make?</p> <hr/>	<p>A school has \$4374 to spend on new IT equipment. If each webcam costs \$94, how many can the school afford to buy?</p> <hr/>

Term 3 Year 3 Spelling Lists

Week 7	Week 8	Week 9	Week 10
few	bomb	wrong	dirt
blew	comb	wreck	soil
chew	dumb	wrist	spoil
screw	climb	write	chew
threw	thumb	wrap	cloud
wife	half	own	ready
knife	flew	until	instead
mouth	music	learn	speed
they're	young	forest	between
myself	expect	police	which
yourself	explore	possible	busy
self	explain	limb	rough
gain	calf	climb	sudden
brain	wolf	comb	playing
chain	blew	windy	nurse
south	shelf	month	indeed
cotton	picnic	safety	useful
button	export	ahead	cotton
ourselves	active	capital	active
yourselves	birthday	defend	birthday
predator	sewer	diving	arrival
forecast	check	luggage	recovery
wrapped	auction	convince	auction
recovery	cheque	surfboard	describe
decision	describe	excellent	luggage

Term 3 Year 4 Spelling Lists

Week 7	Week 8	Week 9	Week 10
baker	pounce	sound	fellow
sister	amount	hound	direct
mister	counter	mound	laziness
neither	fountain	round	mister
allergic	trousers	found	through
past	within	rule	month
grown	without	dollar	station
usual	children	secret	yourself
suppose	distance	remember	discover
bow	language	limb	measure
calm	rail	bore	further
stitch	sign	poet	flavour
flown	rapidly	poem	indeed
calmly	distant	bather	silently
mower	tonight	orange	electric
passed	railway	quarrel	suppose
reward	drought	bubbler	distance
naughty	portable	explored	courage
instrument	kilometre	vegetable	imagine
ingredient	passenger	photograph	instrument
violence	observes	dawdled	hygiene
racquets	influenza	diseases	courtesy

Reading- Monday Week 8

Read the passage.

Happy Birds

Lots of cages hung in the trees. Grandpa hung Yan's cage with the others.

There were lots of grandpas and lots of songbirds. All the birds whistled.

The air was full of whistles. Grandpa sat on a bench and whistled too.

Yan liked to sing with the other birds. Grandpa liked to whistle with the other grandpas.

Read the passage.

Dear Grandpa,

The birds in Australia have bright feathers. Some are gray and pink. Others are white and wear yellow hats. They all sing very loudly.

I wish you could hear the birds, Grandpa. They are happy birds. I am sure Yan would be happy in Australia. You would be happy too.

I miss going to the park with you, Grandpa.

Love, Ling

How did the bird feel about going to the park? *

- scared
- angry
- confused
- happy

How did Ling feel about Australian birds? *

Your answer _____

Which clue tells you? *

Your answer _____

Which clues tell you this? *

- Lots of cages hung in the trees.
- Yan liked to sing with the other birds.
- All the birds whistled.
- Grandpa hung Yan's cage with the others.

What can we infer about what Ling would like Grandpa to do?

Your answer _____

What inference can we make about the birds? * _____

- Birds sing when they are happy.
- Birds like being in cages at the park.
- Birds are good for grandpas.
- Birds shouldn't be kept in cages.

Writing- Monday Week 8 (Synonyms)

Learning Intention: To identify synonyms

Success Criteria:

- I can write at least one synonym for each of the words listed
- I can use a paper or online thesaurus to assist my discovery of synonyms
- I can check my spelling

Synonyms are words that have the same meaning. Begin, start, commence and initiate are all synonyms of each other because they all mean the same thing. Synonyms can help make our writing more interesting. Read the sentence below to see how using a synonym for **mad** made the sentence more interesting.

After waiting for the bus for an hour, Mandy felt **mad**.

After waiting for the bus for an hour, Mandy felt **infuriated**.

Look at each word in the table below and **write as many synonyms as you can next to the word**. Try to have at least one synonym for each word. Underline the most interesting synonym for each word. The first one has been done for you. If you need help use the thesaurus in the link provided.

Sad	Unhappy, upset, <u>miserable</u> , depressed, morose, heartbroken and gloomy.
happy	
frightened	
cold	
win	
hot	
hard	
danger	
smile	
like	

fun	
anger	
said	
help	
sick	
home	
small	

Spelling- Monday Week 7

Write all of your spelling words out once using look, cover, write, check.

UNIT 25

Phonics mb	Basic list - high frequency			Difficult	My Words
bomb	half	explore	shelf	sewer	
comb	flew	explain	picnic	check	
dumb	music	calf	export	auction	
climb	young	wolf	active	cheque	
thumb	expect	blew	birthday	describe	

1 Unjumble the list words.

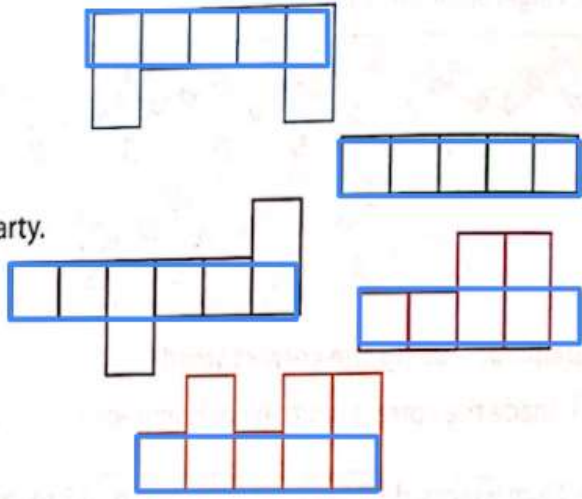
- a **bbom** d **eeploxr**
- b **lfwe** e **pincic**
- c **mthub** f **eswre**



Words in context

2 In the words shapes, write the list words that are missing from the sentences.

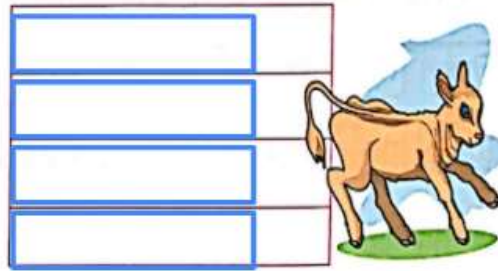
- a The bird flew to the tree.
- b They played loud at the birthday party.
- c I didn't it to rain at the picnic.
- d We cut the cake in .
- e The paper blew off the .



Wrong spelling

3 Correct the circled spelling mistakes.

- a The teacher had to explane the sum to the class.
- b The baby carf was born yesterday.
- c We had a piknik at the local park.
- d The young baby was very aktive.



6 Write list words that:

- a start with **b**
- b begin with **ex**
- c end with **c**
- d have a silent **l**
- e have only **three vowels**

A	B	C	D	E	F	G	H	I
✓	□	*	✓	x	▷	↑	★	○

J	K	L	M	N	O	P	Q	R
◁	□	◻	△	\$	+	=	◼	▽

S	T	U	V	W	X	Y	Z
◼	●	◇	↓	◐	⊗	X	◇

Secret code

7 Use the code to find these words.

- a △ ◇ ◼ ○ *
- b ◼ ★ x ◻ ▷
- c ✓ * ● ○ ↓ x
- d ◼ x ◐ x ▽

8 Choose any list word and write it using the secret code.

History- Monday Week 8

In 1776, to help with gaol overcrowding, ex-Navy ships started being used as prisons. These were known as hulks. They were moored (tied up) in rivers and off coasts. Prisoners lived in terrible conditions on board these ships. Disease spread quickly. In the first twenty years, nearly one out of three convicts died. Even though the government tried to spend as little money as they could on the convicts, they were still expensive to clothe and feed. To cover costs, the convicts were often sent to shore to work. Some prisoners served their whole sentences on these hulks. Others lived there until they were sent to Australia. Hulks were only supposed to be used for a short time, but they ended up being used for nearly eighty years. In 1857, after pressure from people who thought this prison system was wrong, the hulk system ended.

Continue reading the comic and fill in the speech bubbles.

<p>Stories of the First feet</p> <p>Chapter 2</p> <p>When we left the story, crime was on the rise...and punishments were getting tougher...</p>	 <p>The prisons filled. Soon they started to overflow.</p>	 <p>Other places had to be found to keep all the prisoners. Some were kept in old ships, called hulks.</p>
 <p>Others were sent to work off their sentence in the American colonies, which at that time, were ruled by the British.</p>	 <p>But in 1783, America declared independence and would not take any more British prisoners. Britain had to find another place for them.</p>	 <p>Eyes turned to Australia, or New South Wales as it was then known. There was plenty of room there. Plus, it would help with building and guarding the British Empire. It was decided to set up a penal colony there.</p> <p>To be continued...</p>

What facts and information can you share about prison hulks?

What were the advantages of using prison hulks?

What were the disadvantages of using prison hulks?

What could have been used instead of using prison hulks?

How do you think the prisoners felt about being held on the hulks?

Reading- Tuesday Week 8

Read the passage.

A thirsty ant came to the edge of a river to get a drink. The fast-moving water splashed the ant and knocked it into the river. The ant was in trouble! It tried to swim but it was drowning.

A dove sitting in a tree picked a leaf and dropped it in the river, near the ant. The ant climbed onto the leaf and floated to safety on the bank of the river.

A little while later, a hunter came to the edge of the river. He saw the dove sitting in the tree and quickly drew his bow and aimed at the resting bird. The ant saw what was about to happen. It ran over to the hunter and bit his toe as hard as he could. The hunter cried out and dropped his bow, and the dove was startled and flew away to safety.

Which best describes the main idea of the text? *

- A dove was flying by the river.
- An ant fell in the water.
- A dove saved an ant.
- An ant was thirsty.

Which two ideas support the main idea? *

- The water was moving quickly.
- Ants aren't good swimmers.
- The ant fell in the river.
- The leaf floated to safety.
- A dove sat up high in a tree.

Which best describes the dove's actions? *

- excited
- kind
- worried
- angry

Name the 2 adjectives in the first paragraph. *

Your answer _____

What is the main idea in the second paragraph? *

Your answer _____

What does the word startled mean? *

- frozen
- surprised
- excited
- alarmed

Writing- Tuesday Week 8

Description

Learning Intention: To edit a description

Success Criteria:

- I can add adjectives to sentences
- I can use synonyms to make writing more interesting
- I can check my sentence structure and spelling

Make this boring description more interesting by adding adjectives (describing words) and more interesting synonyms (words that mean the same thing).

The Big Bad Wolf

The big bad wolf has a tail and eyes. He also has teeth and a nose. The Big Bad Wolf has ears to hear with. He has feet with claws. The big Bad Wolf has a body and is strong.

Library- Tuesday Week 8

Stage Two - At Home Library Program

We will be using an online education resource called Story box Library online. The school has paid a subscription to this so all students can access it from their devices at home. The Library lessons will be based on stories from this website. After listening to the story, you may choose to do just one of the activities below or you can complete as many as you like or have time to do.

Term 3 - Week 8 *This week we are listening to another one of the CBCA Shortlisted books to celebrate Book Week...*

Anemone is Not the Enemy by Anna McGregor

<https://storyboxlibrary.com.au/login>

Please log onto Story box library as per instructions

Username: jamo20 Password: jamo20

In the search bar type in **anemone** and press enter

Hover the cursor over the book **Anemone is Not the**

Enemy and click the **Play** button. Watch and listen carefully to the story.



Things to do after you have listened to the story


- *“Boring barnacles”* Alliteration is when two words next to each other begin with the same letter or sound. Make a list of alliteration descriptions for all the other sea creatures that you find in the story.
- *“STING!”* Anna McGregor has used a double page for this one word. Identify and discuss how the text and illustration choices on this page add to the story.
- Create a persuasive poster that advertises the rock pool as a great place to be. Use descriptive adjectives to make it sound like a wonderful place.
- Compare the similarities and differences between a rockpool and the ocean.
- Rockpools are unique ecosystems. Research a creature that make rock pools their home.
- Design a shell for a hermit crab. Use Lego or something similar to create a hollow shape that the crab could fit into.
- Create a fluorescent underwater painting inspired by the neon colours that Anna Mc Gregor has used.
- Take a look at Anna McGregor’s website and read about how she created this book. It also has some activity pages you can print off.

<https://annamcgregor.com.au/anemoneisnottheenemy/>

Thinking About Friendship

Friendships can affect us in positive and negative ways, depending if the friendship is a good friendship or a toxic one. Use the prompts in the Y Chart to think about what your friendships **look like** (actions), **sound like** (words) and **feel like** (how they make you feel).

Good Friendships...

look like	
	
sound like	feel like

Reading- Wednesday Week 8

Read the passage.

Beds Are Not Trampolines

Tim did a star jump. Then he fell off the bed and landed on his nose. He started to cry.

He cried louder and louder. Mum came running into the room and picked him up.

"Now what have you done?" she asked, looking at his red nose.

"Mandy made me do it," Tim sobbed.

Big Trouble

Tim was in big trouble. He had climbed out our bedroom window to make a water balloon. As he turned the water on, his balloon flew off. Water sprayed all over the yard.

Just then, Mum and Aunt Beth stepped into the garden. Both of them were sprayed with water. Boy, were they angry!

How is Tim feeling? *

- scared
- nervous
- excited
- sad

Which key words describes Tim's actions? *

- running into the room
- landed on his nose

Which word helps us hear how Tim is feeling? *

- landed
- sobbed
- nose
- fell

Have you turned water on and had it spray you? If you haven't, can you imagine how it might feel? *

Your answer _____

Click on the verbs from the second passage. *

- stepped
- flew
- climbed
- big
- water
- sprayed

Click on the adverb from the first passage. *

- red
- louder
- sobbed
- jump

Writing- Wednesday Week 8

Write a description of the following image:



Art- Wednesday Week 8

Create a book of your own! It might be a picture book for a sibling or a non-fiction book with information in it. Make it as creative as possible with pictures and colours.

Reading- Thursday Week 8

Today you need to choose a book you are familiar with.

You are going to pretend to be on tv and do an advertisement for your book.

Make sure you tell us the name of the book, author and as many reasons why, that you can think of, we should buy that book.

Have a look at the slide show with some advertisements on it so you have an idea what you should do.

Record your video and upload it onto here for your teacher to watch OR make a poster.

Learning Intention - I can encourage someone to read a book

Success Criteria - I can use persuasive language


- I can choose an appropriate text to promote.

Writing- Thursday Week 8

Uluru – Editing

Read the following text about Uluru and make the necessary edits using the editing marking key.

Editing Marks	
Capital Letter	
Lower case letter	/
Add end marks	. ? !
Spelling mistake	○
Add a word	^
Doesn't make sense	_____
New paragraph	[]
Add a space	#



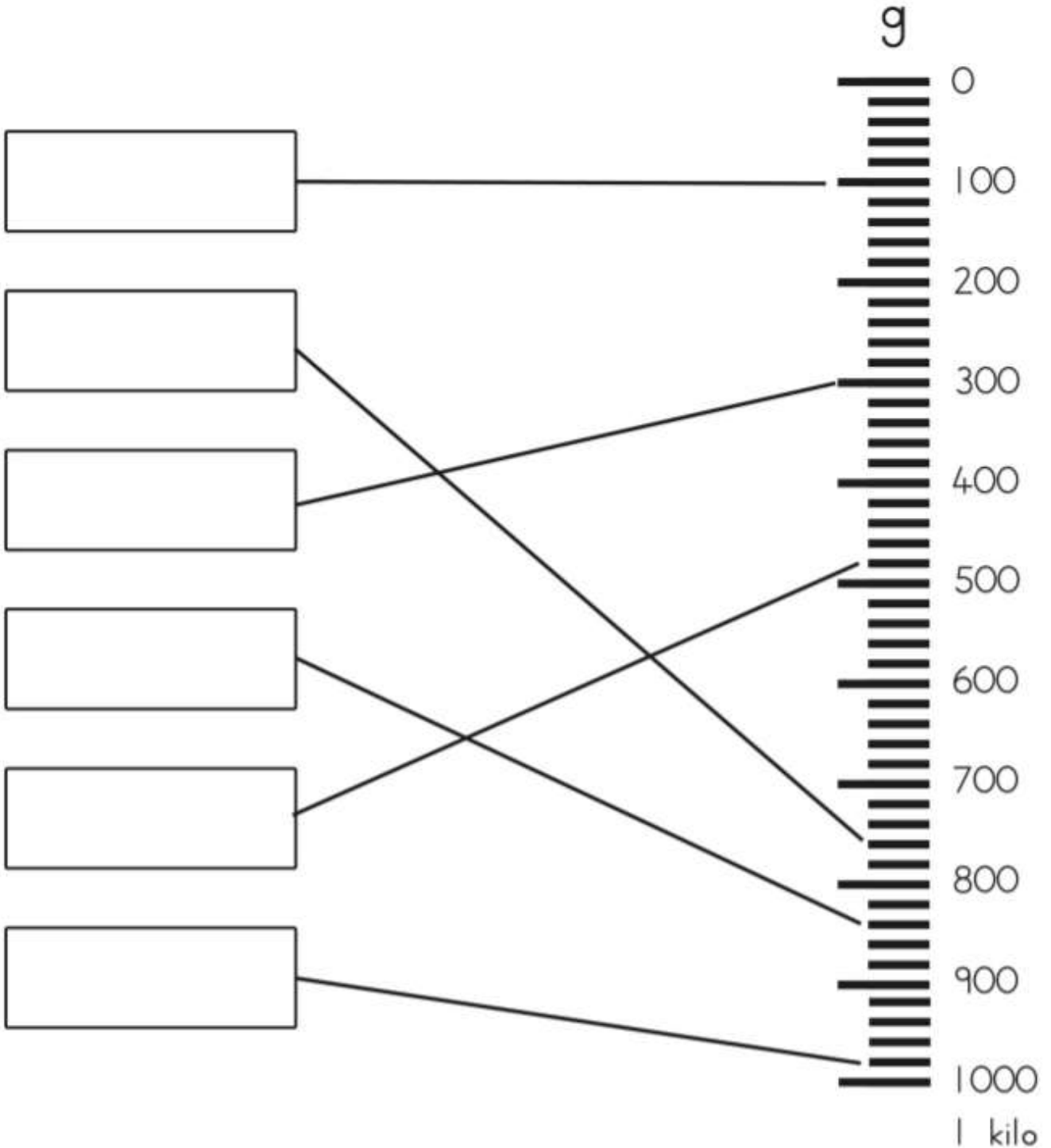
during the 1870s, william giles and william gosse were first wite explorers in this rejion. Gosse was the first to reach uluru and named it 'Ayers Rok' after his supereor, sir henry ayers who was the Cheef Secretary of Sowth Australia it wasn't until the 1990s that it's tradishonal name of Uluru was reinstated. It is now considered disrespectful to refer Uluru as 'Ayers Rock' in the early 1900s the Australian Goverment declard ownership land. By the 1950s tourists and land developers begun to make tracks to Uluru and Kata Tjuta. Tourist numbers steadily grew and by the early 1970s, the impakt tourism was having detrimental effects on uluru and its surroundings. In 1973, the government agree to relocate accommodation facilities to a new site in order to protect and preserve uluru at the time only a few anangu were live at Uluru. most of the Anangu there scatterd into other rejions within central australia it was not until 1979 That a national park was acknowledged. This was Done to recognize the traditional owners of Uluru. In 1983 prime minister hawke announsed the government intention to grant ownership land back to the traditional owners.

After you have edited the paragraph, re-write the text correctly on the lines below.

Mathematics- Thursday Week 8

The scale shows 1 Kilogram, each large division is 100 grams and each small division is 20 grams.

Write in the reading for each of the arrows.



Technology- Thursday Week 8

Login to typing club and spend 15 mins (max) practicing your typing skills. If you have access to a device, login to reading eggspress or mathletics to complete some activities. If not, write out an email to Mr Clarke about why we should or shouldn't have a school cafe:

Reading- Friday Week 8

Read a book and complete the scorecard below:

CBCA Shadow Judging - Judge's Scorecard

TITLE: _____

AUTHOR: _____

ILLUSTRATOR: _____

1. Literary merit
What was your favourite element of the story?

2. Cohesiveness
Does the language, illustrations and layout of this story work well together? Why/why not?

3. Appeal to the readership
Who would enjoy reading this story and why?


4. Quality
Choose your favourite illustration from this story and explain how it adds to the story?

5. Originality
What sets this story apart from others you have read?

AWARDS
THE CHILDREN'S BOOK COUNCIL OF AUSTRALIA
WINNER

You've been made the head designer - create a new front cover for this story!

Three words I would choose to describe this story are...
-
-
-



The Great Barrier Reef – Editing

Read the following paragraph and make the necessary edits using the editing mark symbols.

Editing Marks	
Capital Letter	
Lower case letter	/
Add end marks	○.○?○!○
Spelling mistake	○
Add a word	^
Doesn't make sense	_____
New paragraph	[]
Add a space	#

the great barrier Reef is the world's lagest coral reef system. The reef is located in the CoralSea, the coast of queensland, Australia. The great barrier Reef can be seen from outer space and is the world's biggest single structure made by living organisms the reef structure is composed of and built bybillions of tyny organisms called coral polyps. It supports a wide divercity of life and was selected as a World HeriTAGE site in 1981.

A large part of the reef is protected the Great Barrier Reef Marine Park. this helps to limit the impact of human use, such fishing and tourism. It is also known to and used by the Aboriginal Australia and Torres Straight Islander peoples. It very important part of local groups and culture.

After you have edited the paragraph, re-write the text correctly on the lines below.

CAPA- Friday Week 8

Step 1: Watch 'Darci Lynne: Her Naughty Old-Lady Puppet "Edna" Makes Simon Cowell BLUSH!!! America's Got Talent:'

<https://www.youtube.com/watch?v=Pu8JO56fwt8&t=3s>

Step 2: Watch 'How to be a ventriloquist Lesson 5' to learn how to say some of the more difficult sounds like a ventriloquist.

<https://www.youtube.com/watch?v=sCM7gNNzJ8M>

Step 3. Practise saying the sentence until you feel confident. 'Please put the piccolo in your pocket' Try thinking the sound 't' when trying to say the sound 'p'.

Step 4: VIDEO YOURSELF SAYING THE SENTENCE.

LOTS OF PEOPLE ARE TURNING THE ASSIGNMENT IN WITHOUT UPLOADING THE VIDEO THEMSELVES FIRST.

Step 5: UPLOAD YOUR VIDEO TO THE ASSIGNMENT, NOT THE MAIN STREAM.

IF YOU ARE HAVING TROUBLE UPLOADING VIDEOS LET ME KNOW AND I WILL TRY AND HELP YOU!

If you have trouble with the links, just copy and paste the website addresses into your search bar.

Also, if you have a sibling in Stage 2 or 3, you could even work together to save some time:)

I can't wait to say how many talented Ventriloquists we have at JPS!

Mathematics- Friday Week 8

2. Estimate the weight of these objects.




a)



b)



c)



d)



e)

3. Now order these objects from lightest (1) to heaviest (5)





[1]

[2]

[3]

[4]

[5]



Science- Friday Week 8

Complete some of the activities from the matrix.

<p>Use a seed from a fruit you have eaten and replant it in your backyard. Use the regrown fruit in a fruit salad!</p>		<p>Book a Digital Workshop with <u>MoAD</u>. <i>You, Me, and Sustainability</i>, to consider impact of single use plastics in lunchboxes.</p>	<p>Design and create a worm farm for your food scrapes. Here is an <u>composting activity</u> by <u>Phillip Bunting</u>.</p>
<p>Host an eco-picnic. Plan your event, create recycled invites, pick a location and present a picnic spread with no plastics.</p>	<p>Draw and make a sustainability mascot. What special powers do they have? How can they create change? Record your mascot giving a speech empowering others.</p>	<p>Design a meal using ingredients entirely found in the garden. Draw a picture of it.</p>	<p>Research, write and produce a short news report explaining how others can be more sustainable in their food choices.</p>
<p>Design a water filter to help clean the water used for drinking.</p>	<p>Use leftover egg shells as planters for seeds in your backyard. <u>Explore the benefits</u> of reusing the egg shells.</p>	<p>Design, make and write a procedure for a 3D food animal. Use toothpicks and a variety of fruit and veggies to create your character.</p>	<p>Design a vegetable or pot garden for your backyard. What are the best plants to grow for where you live?</p>
<p>Make a vegetarian pizza. Place the veggies in a pattern or make a face.</p>	<p>Conduct a food scrap and rubbish audit. Develop an implement a plan to reduce the amount of rubbish going in the bin.</p>		<p>Replant celery, potatoes or shallots in the garden. What other vegetables can you do this with?</p>

<p>Go on a nature Scavenger Hunt. How many different leaves can you find?</p>	<p>Create a train or car race track. How fast can you travel around your track? Time the speed!</p>	<p>Visit code.org and complete an Hour of Code challenge.</p>	<p>Write a series of instructions for someone in your house to follow. Where can you lead them to?</p>
<p>Create a treasure map for someone in your family to find hidden treasure!</p>	<p>Use Minecraft to recreate a part of your school. How would you make it better?</p>	<p>Cook your favourite dish! What were the steps you took to make it?</p>	<p>Help someone in your family to fix something that's broken. What did you learn?</p>
<p>Find an insect in your garden or on a walk. Research some more information about it.</p>	<p>Use your imagination and create something out of LEGO. What did you build and why?</p>	<p>Try creating a stop motion video using playdough and a camera.</p>	<p>Find some patterns within your house or backyard, and recreate them using LEGO, playdough, or something else!</p>
<p>Use recycled materials to create something. What did you make, and what's its purpose?</p>	<p>Use natural materials to create an artwork. Gift it to a friend or family member.</p>	<p>Poll some friends or family members via Zoom about their favourite Ice Cream flavour. Graph the results.</p>	<p>Create a new Olympic Event using equipment at your house. Challenge friends or family to compete in your event.</p>