

JPS Framework for teaching– Stage 2, Week 5 (Term 3)

You **will** need access to a digital device to complete **some** of the following activities. You will need help from a parent/carer and some paper.

Remember when you need to login to external sites (e.g. typing club) you may need to use **YOUR** email – e.g. john.smith@education.nsw.gov.au

	Monday 9 th August	Tuesday 10 th August	Wednesday 11 th August	Thursday 12 th August	Friday 13 th August
Morning	<p>Reading Choose a story that you have not read in a while Maybe go onto sunshine online and choose a story.</p> <p>Username jamops Password- happy</p> <p>Summarise the fiction story for a friend. Complete Google Doc or on paper and upload to GC.</p>	<p>Reading Log onto Reading Eggress – complete 1 of your assigned tasks. Your teacher will be able to see what you have completed.</p>	<p>Reading Log onto Reading! Eggress - complete 1 of your assigned tasks. Your teacher will be able to see what you have completed.</p>	<p>Reading Using the fiction text you have read on Reading Eggress. Sunshine Online, or any other fictional text that is of interest to you. Create 5 questions you would ask someone to see if they have read the story carefully. They could be multiple choice, true or false or require a sentence answer. Complete Google Doc or on paper and upload to GC.</p>	<p>Reading Log onto Reading Eggress – complete 1 of your assigned tasks. Your teacher will be able to see what you have completed.</p>

Monday
9th August

Tuesday
10th August

Wednesday
11th August

Thursday
12th August

Friday
13th August

Writing

Watch the attached videos and write a narrative (story) titled **Animal Invasion**. Write a "Sizzling Start" and make sure you have a problem and resolution. Your main characters are Mr Clarke, Mr Myers and the animals. The setting is Jamisontown Public School.

CRUNCH N' MUNCH

Spelling

Find your week 5 spelling words on **Google Classroom**.

Write **all** of your spelling words out once using look, cover, write, check.

If we say that a=1, b=2, c=3 and so on through

Writing

Watch the attached videos and write a persuasive argument titled **Do these animals belong at school?** Write an argument agreeing or disagreeing that these animals belong at school. Remember to state if you agree or disagree, have 3 reasons and back them up with examples.

CRUNCH N' MUNCH

Library with Mrs Jones

Writing

Add some interesting words and adjectives (describing words) to the boring sentences on the google doc. Think of better words you could use and add words to make the sentences more descriptive. Remember that you want to entertain and create a picture in the reader's head.

CRUNCH N' MUNCH

Spelling

Find your week 5 spelling words on **Google Classroom**.

Write **all** of your spelling words out once using look, cover, write, check.

Sort your spelling words into groups showing how many syllables each has.

Writing

Add punctuation to the sentences on the google doc. Try to remember to include this punctuation when you are completing your writing tasks next week.

CRUNCH N' MUNCH

Spelling

Find your week 5 spelling words on **Google Classroom**.

Write **all** of your spelling words out once using look, cover, write, check.

Create a question that has your spelling word as the answer. Do this for at least

Writing

Look at the writing example on the google doc and change the block of writing into paragraphs. Click where you think the new paragraph should start and press enter. Leave a space between each paragraph.

CRUNCH N' MUNCH

CAPA with Mrs Tapuska

Monday
9th August

Tuesday
10th August

Wednesday
11th August

Thursday
12th August

Friday
13th August

the alphabet can you work out how many points five of your words would have?

Write your word and the point score it would get.

Eg. Bird = $2+9+18+4=33$

Put all the words with one syllable together, all the words with two syllables together and so on.

five of your words.

Eg.

Year 3:

Q: An animal with wings that builds a nest.

A: Bird

Year 4:

Q: This thing is very steep and often has snow on the top.

A: Mountain

Break

Middle

Maths

*Problem Solving
*Multiplication- times tables & repeated addition
*Kahoot! Quiz

Find today's work in [Google Classroom](#)

Maths

*Problem Solving
*Multiplication- times tables & repeated addition
*Kahoot! Quiz

Find today's work in [Google Classroom](#)

Maths

*Problem Solving
*Multiplication- times tables & repeated addition
*Kahoot! Quiz

Find today's work in [Google Classroom](#)

Maths

*Problem Solving
*Multiplication- arrays
*Kahoot! Quiz

Find today's work in [Google Classroom](#)

Maths

*Problem Solving
*Multiplication- arrays
*Kahoot! quiz

Find today's work in [Google Classroom](#)

Monday 9 th August		Tuesday 10 th August		Wednesday 11 th August		Thursday 12 th August		Friday 13 th August	
	<u>Fitness/Wellbeing</u> Participate in a virtual workout or an outside physical activity such as circuit training, running or handball. Check out the links on Google Classroom for ideas.	<u>Fitness/Wellbeing</u> Participate in a virtual mindfulness task such as journaling, doing a puzzle or colouring. Check out the links on Google Classroom for ideas.	<u>Fitness/Wellbeing</u> Participate in a virtual workout or an outside physical activity such as circuit training, running or handball. Check out the links on Google Classroom for ideas.	<u>Fitness/Wellbeing</u> Participate in a mindfulness task such as journaling, doing a puzzle or colouring. Check out the links on Google Classroom for ideas.	<u>Fitness/Wellbeing</u> Participate in a virtual workout or an outside physical activity such as circuit training, running or handball. Check out the links on Google Classroom for ideas.	<u>Fitness/Wellbeing</u> Participate in a mindfulness task such as journaling, doing a puzzle or colouring. Check out the links on Google Classroom for ideas.	<u>Fitness/Wellbeing</u> Participate in a virtual workout or an outside physical activity such as circuit training, running or handball. Check out the links on Google Classroom for ideas.	<u>Fitness/Wellbeing</u> Participate in a virtual workout or an outside physical activity such as circuit training, running or handball. Check out the links on Google Classroom for ideas.	<u>Fitness/Wellbeing</u> Participate in a virtual workout or an outside physical activity such as circuit training, running or handball. Check out the links on Google Classroom for ideas.
Break									
Afternoon	<u>History</u> <u>The Age of Exploration</u> Watch the video <i>The Age of Exploration</i> and read the eBook. Complete the google doc by answering the questions. Investigate one pirate using the research links provided. Complete the pirate profile on the google doc.	<u>PDH</u> Road Safety	<u>CAPA</u> Indigenous Australian art uses a lot of symbols. Have a look at the artwork on google classroom and write down some symbols that you can see in the picture. Use some of these symbols to make your own artwork.	<u>Technology</u> Login to typing club and spend 15 mins (max) practicing your typing skills. Logon to Google Classroom and complete the lesson on excel.	<u>Science</u> <i>Messy Madness!</i> Try the messy play recipe (*with parent permission). Think about the ingredients and how they make slime? Complete the google doc by answering some questions about the recipe				

Problem Solving Matrix- week 2

<p>Tom has a packet of 16 biscuits. He wants to share them equally with some friends. How many friends could he do this with? Draw or write down <u>your</u> thinking.</p>	<p>What 4 coins could Joe use to make \$0.75?</p>	<p>Zac has \$10. Tomatoes cost \$2 per/kg. How many kilograms of tomatoes can Zac buy? Will he have any change?</p>	<p>Aaron the zookeeper had 24 animal enclosures to visit during his 4 <u>hour</u> shift. How many enclosures did he have to visit each hour to see them all?</p>	<p>Riley has a jar with 47 lollies in it. He eats 32 lollies. How many lollies are left?</p>
<p>A chocolate machine makes 320 chocolates in a day. They are sold in equal packs. How could they be packed?</p>	<p>Lisa wants to buy a toy for \$75. She has already saved \$24. Then she got \$34 for his birthday. How much money does Lisa still need to save?</p>	<p>Sasha likes to swim. She always swims an <u>even</u> number of laps. She always swims more than 38 but never more than 50. How many laps could she swim? (<u>give</u> all possible answers)</p>	<p>The number has three digits.</p> <ul style="list-style-type: none"> • The hundreds digit is the number of sides of a pentagon. • The tens digit is more than 5 but less than 7. • The ones digit is the same as $26 - 22$. <p>What number am I?</p>	<p>Ethan gets 50c pocket money every week. He wants to buy a toy for \$4.50. How many weeks must he save to buy the toy?</p>
<p>A jug holds 1250ml of water. A small cup holds 250ml. How many cups of water can the jug hold?</p>	<p>The number has three digits.</p> <ul style="list-style-type: none"> • The ones digit is half of 14. • The tens digit is $4+3$ • The hundreds digit is 2 more than the ones digit. <p>What number am I?</p>	<p>Jeff's muffins needs <u>25</u> minutes in the oven. The time is 11:30. What time do the muffins need to come out of the oven?</p>	<p>Justin has \$10. He buys 2 bananas at \$1 each, a packet of blueberries for \$4.50 and 2 apricots at 25c each. How much change does he get?</p>	<p>Simon bought a toy from a shop. He paid with a \$50 <u>note</u> and he got \$14 change. How much did the toy cost?</p>

Term 3 Year 4 Spelling Lists

Week 2	Week 3	Week 4	Week 5	Week 6
knot	yellow	direct	business	wrist
kneel	sorrow	effect	quickness	wrote
known	shown	inject	laziness	wrong
knuckle	fellow	select	closeness	whole
knitting	barrow	defect	brightness	wrestle
chief	does	heart	join	wrap
lately	month	speak	chair	raise
include	proper	dinner	height	ready
together	yourself	amount	finally	shown
darkness	although	measure	station	myself
flour	herd	discover	electric	further
dash	trust	mountain	spoil	indeed
useful	public	everyone	avoid	narrow
depend	safely	thief	frozen	herself
garage	standard	scarf	lovely	clothes
whistle	content	dying	cruelly	always
whisper	decade	rough	finalist	imagine
advertise	different	cough	silently	tomorrow
activities	dictionary	bough	highway	lazily
backward	yourself	courage	December	flavour
hoarse	kiosk	triangular	rhyme	angrily
glacier	hygiene	hexagonal	tsunami	shrieked
humorous	revision	pentagonal	reluctant	courtesy
generation	invisible	millimetres	sceptical	travelled

Term 3 Year 3 Spelling Lists

Week 2	Week 3	Week 4	Week 5	Week 6
south	oil	dirt	saw	maul
couch	coil	birth	law	haul
pouch	soil	bird	prawn	sauce
cloud	spoil	third	fawn	launch
proud	spoilt	whirl	awful	taunt
idea	men	mine	else	often
sport	easy	maybe	child	large
break	clear	bottom	close	which
ready	strong	between	those	towards
heavy	instead	someone	speed	sentence
winter	key	something	caught	taste
sort	final	litre	children	torch
port	east	foal	ray	laugh
busy	bear	goal	mild	cheer
storm	finish	bulb	copy	porch
pretty	tough	lunch	nurse	eaten
herself	rough	sudden	chose	waste
council	valley	playing	similar	useful
happily	locate	sometimes	indeed	eating
breakfast	monkey	somewhere	afternoon	screen
library	drawer	injury	depot	plait
counter	success	display	arrival	penguin
exercise	touched	accident	urgent	criminal
cupboard	November	December	crevice	sandwich
parachute	treasure	beginning	straight	beautiful

Reading- Monday Week 5

Choose a story that you have not read in a while Maybe go onto sunshine online and choose a story.

Username jamops

Password- happy

Summarise the fiction story for a friend.

Writing- Monday Week 5

Write a narrative (story) titled ***Animal Invasion***. Write a “Sizzling Start” and make sure you have a problem and resolution. Your main characters are Mr Clarke, Mr Myers and the animals. The setting is Jamisontown Public School.

History- Monday Week 5

Importance of Country and Place

For Aboriginal people in Australia, land means many different things.

Aboriginal people are connected to the land spiritually,
physically, socially and culturally.

It is important for Aboriginal people to manage and care for
the land as it provides shelter, health and jobs.

Aboriginal artwork tells the story about the connection
that Aboriginal people have with the land.

Write down some VIPs from the information above:

Reading- Tuesday Week 5

Log onto Reading Eggpress – complete 1 of your assigned tasks. Your teacher will be able to see what you have completed. If you don't have access to a device, read a book and write a character profile about one of the characters.

Writing- Tuesday Week 5

Do animals belong at school? Write an argument agreeing or disagreeing that animals belong at school. Remember to state if you agree or disagree, have 3 reasons and back them up with examples.

Library- Tuesday Week 5

We will be using an online education resource called Story box Library online. The school has paid a subscription to this so all students can access it from their devices at home. The Library lessons will be based on stories from this website. After listening to the story, you may choose to do just one of the activities below or you can complete as many as you like or have time to do.

Term 3 - Week 5

Three by Stephen Michael King

<https://storyboxlibrary.com.au/login>

Please log onto Story box library as per instructions

Username: jamo20 Password: jamo20

In the search bar type in **three** and press enter

Hover the cursor over the book **Three** and click the **Play** button. Watch and listen carefully to the story.













Things to do after you have listened to the story

- Write about your favourite part of the story. Explain your choice.
- Who is the main character in the story? Identify the problem faced by the main character in this story.
- How did this story make you feel? Give reasons why it made you feel this way.
- Make 5 observations about Three's surroundings in the city. Write a conversation that might be taking place in one of the scenes.
- Create a senses chart to record what Three sees, hears, tastes, smells and feels throughout the story.
- Draw a map to show the route you walk or drive to get to school.
- Group the animals/insects in the story according to the number of legs they have.
- If you could adopt a pet which one would you choose and why?
- Click on the following link to make a game about Three. Have a go at playing it with someone in your family. If you are unable to print it off have a go at designing your own Three game.
<https://www.stephenmichaelking.com/wp-content/uploads/2020/04/Three-and-Friends-1.pdf>

Mathematics- Tuesday Week 5

Multiplication as Repeated Addition

<p>1 ladybird has 2 spots.</p> <div style="text-align: center;">  </div>	2	$1 \times 2 = 2$
<p>How many spots do 3 ladybirds have?</p> <div style="text-align: center;">  </div>	$2 + 2 + 2 =$	$3 \times 2 =$
<p>How many spots do 5 ladybirds have?</p> <div style="text-align: center;">  </div>	$\begin{array}{cccc} _ & + & _ & + & _ & + \\ _ & + & _ & = & _ & \end{array}$	$_ \times _ =$
<p>1 flower has 5 petals.</p> <div style="text-align: center;">  </div>	5	$1 \times 5 = 5$
<p>How many petals do 4 flowers have?</p> <div style="text-align: center;">  </div>		
<p>How many petals do 3 flowers have?</p> <div style="text-align: center;">  </div>		
<p>A clover has 3 leaves.</p> <div style="text-align: center;">  </div>	3	$1 \times 3 = 3$
<p>How many leaves do 2 clovers have?</p> <div style="text-align: center;">  </div>		
<p>How many leaves do 4 clovers have?</p> <div style="text-align: center;">  </div>		
<p>How many leaves do 5 clovers have?</p> <div style="text-align: center;">  </div>		

How to Cross the Road

Draw the steps to cross the road safely.

1	2	3
4	5	6

Reading- Wednesday Week 5

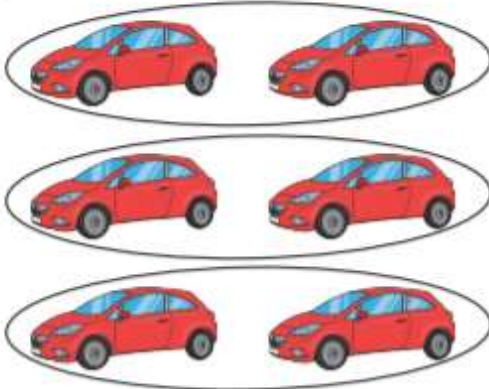
Log onto Reading Eggpress - complete 1 of your assigned tasks. Your teacher will be able to see what you have completed. If you don't have access to a device, write an alternative ending to your story.

Writing- Wednesday Week 5

Write 5 simple sentences. Now rewrite them and add some interesting words and adjectives (describing words) to the simple sentences. Think of better words you could use and add words to make the sentences more descriptive. Remember that you want to entertain and create a picture in the reader's head.

Twos, Fives, and Tens - Picture Arrays

Arrays are pictures that help us see numbers in rows and columns.
Write the rows and columns, the repeated addition and a multiplication
number sentences for each array.



3 rows of 2 cars.

$$2 + 2 + 2 = \underline{\hspace{2cm}} \text{ cars.}$$

$$3 \times 2 = \underline{\hspace{2cm}} \text{ cars.}$$



 rows of chocolates.

$$\underline{\hspace{2cm}} + \underline{\hspace{2cm}} + \underline{\hspace{2cm}} + \underline{\hspace{2cm}} =$$


 chocolates.


$$\underline{\hspace{2cm}} \times \underline{\hspace{2cm}} = \underline{\hspace{2cm}} \text{ chocolates.}$$

 rows of bananas.

$$\underline{\hspace{2cm}} + \underline{\hspace{2cm}} + \underline{\hspace{2cm}} = \underline{\hspace{2cm}} \text{ bananas.}$$

$$\underline{\hspace{2cm}} \times \underline{\hspace{2cm}} = \underline{\hspace{2cm}} \text{ bananas.}$$





_____ rows of _____ ducks.


_____ + _____ + _____ + _____ = _____ ducks.

_____ x _____ = _____ ducks.

_____ rows of _____ balls.

_____ + _____ + _____ = _____ balls.

_____ x _____ = _____ balls.



_____ rows of _____ marbles.

_____ + _____ + _____ + _____ + _____ = _____ marbles.

_____ x _____ = _____ marbles.



Art- Wednesday Week 5

Indigenous Australian art uses a lot of symbols. Use some of these symbols to make your own artwork.



boomerang



bush berry



ants, fruits,
flowers or eggs



campfire



digging or
clapping sticks



emu



human tracks



hunting
boomerang



kangaroo
tracks



meeting place



moving
kangaroo
tracks



people sitting



sandhill
or cloud



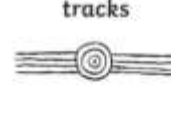
snake



spear



star



resting place



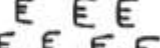
person




emu tracks



goanna tracks



animal tracks



rain



witchetty grub



waterholes
connected by
running water

Reading- Thursday Week 5




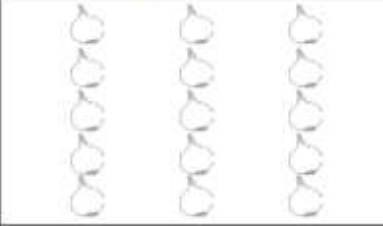

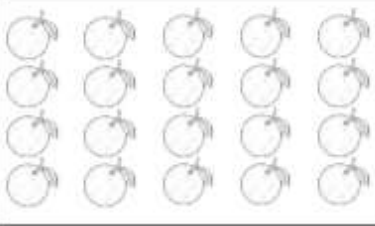

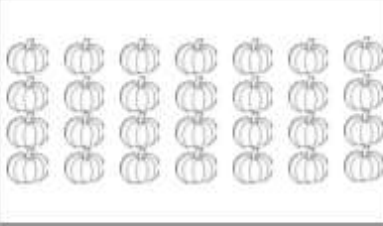

Using the fiction text you have read on Reading Eggpress, Sunshine Online, or any other fictional text that is of interest to you. Create 5 questions you would ask someone to see if they have read the story carefully. They could be multiple choice, true or false or require a sentence answer.

Writing- Thursday Week 5

Write sentences that have different punctuation (eg. Question mark, exclamation mark, full stop, commas, quoted speech etc).

Multiplication Using Arrays

Write two multiplication sentences for each array.
The first one has been done for you.


		
$2 \times 5 = 10$ $5 \times 2 = 10$		
		
		

Can you think of a different calculation and draw your own array?

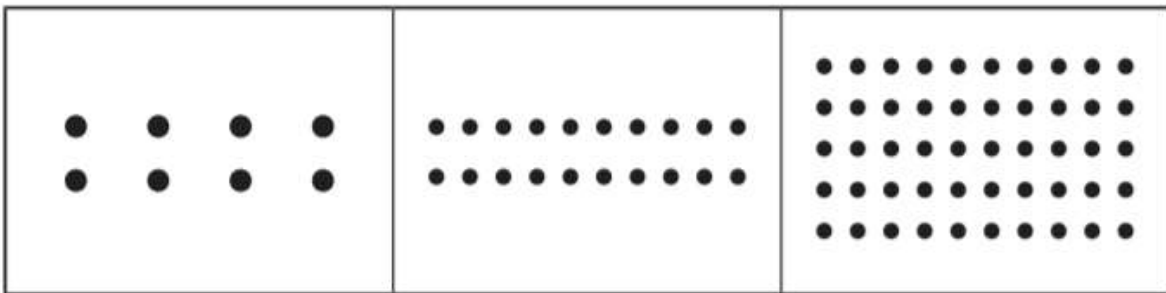
--

Arrays

Write two multiplication sentences for each array.



$3 \times 4 = 12$ $4 \times 3 = 12$		
--	--	--



--	--	--

Technology- Thursday Week 5

Write an email to your teacher telling them some things you have done during lockdown:

Reading- Friday Week 5

Log onto Reading Eggpress – complete 1 of your assigned tasks. Your teacher will be able to see what you have completed. If you don't have a device, read a book and write down some text-to-self, text-to-text and text-to-world connections.

Writing- Friday Week 5

Write a narrative. Try to focus on using paragraphs to separate the different parts of your story.

CAPA- Friday Week 5

Step 1: Watch 'Darci Lynne Wins Golden Buzzer on America's Got Talent 2017!' for inspiration!

https://www.youtube.com/watch?v=Zg3RS-m0_3k

Step 2: Watch 'How to be a ventriloquist Lesson 2' to learn how to say some of the more difficult sounds like a ventriloquist.

<https://www.youtube.com/watch?v=qHE44kHH868>

Step 3. Practise saying these sounds until you feel confident.

Step 4: Video yourself using your puppet from last week to say each of the sounds in the Ventriloquist Lesson.

Step 5: Upload your video to your stream.

The links to the videos are below however if you have trouble, just copy and paste the website addresses into your search bar.

Also, if you have a sibling in Stage 2 or 3, you could even work together to save some time:)

I can't wait to say how many talented Ventriloquists we have at JPS!

Mrs T

Mathematics- Friday Week5

Draw arrays for these number sequences.

--	--	--

$6 \times 3 = 18$	$5 \times 2 = 10$	$3 \times 1 = 3$
-------------------	-------------------	------------------



--	--	--

$4 \times 10 = 40$	$2 \times 2 = 4$	$7 \times 5 = 35$
--------------------	------------------	-------------------

_____ rows of _____ marbles.

_____ + _____ + _____ + _____ + _____ + _____ + _____
+ _____ + _____ + _____ = _____ marbles.

_____ x _____ = _____ marbles.



_____ rows of _____ dinosaurs.

_____ + _____ + _____ + _____
+ _____ + _____ + _____ = _____
dinosaurs.

_____ x _____ = _____ dinosaurs.

Science- Friday Week 5

Science- Friday Week 5

Edible Marshmallow Slime



You will need:

- 1 bag of marshmallows
- 1 tbsp olive oil
- $\frac{1}{2}$ cup cornflour (plus extra for kneading)
- food colouring (optional)



**NOTE: The full recipe is attached to the lesson, this is only showing the ingredients.*

Answer the following questions. You may need to do some research online to help with some of your answers:

Question	Answer
1. What is cornflour?	
2. Why is it added to recipes?	
3. Why do you think olive oil is added to this recipe?	

*****You can make this recipe today or another day when you have the time and the right ingredients.**

*****You MUST get parent permission and supervision to make this recipe**

Edible Marshmallow Slime



You will need:

1 bag of marshmallows

1 tbsp olive oil

$\frac{1}{2}$ cup cornflour (plus extra for kneading)

food colouring (optional)



Instructions:

1. Place your marshmallows into a microwaveable bowl and heat on full power for 15 seconds. Check to see if the marshmallows are soft and starting to melt. You may need to put them in for a little longer until you get the right consistency. Tip: children will need to be supervised for safety.
2. Add the olive oil and mix the marshmallows with a spatula. If you wish to change the colour of your slime, add the food colouring now.
3. Slowly, add the cornflour and stir well. The consistency will start to get thicker.
4. Scoop the slime out onto a surface dusted with cornflour. Knead the slime adding more cornflour until you get the consistency you want. This will get sticky! You may wish to add a little oil to your fingers to prevent it from sticking.
5. Continue to knead the slime, adding cornflour, until it is stretchy but not sticky!
6. Now have fun playing with your slime and it's ok if you take a bite too!

